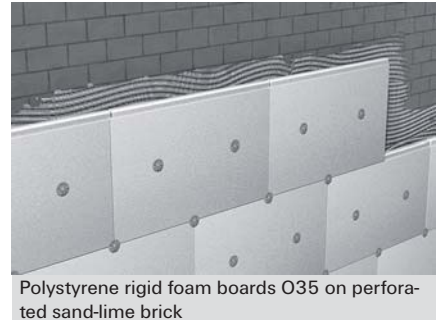


The economic screw fixing for all ETICS insulation materials



Screwed fixing of insulation boards



Polystyrene rigid foam boards O35 on perforated sand-lime brick

BUILDING MATERIALS

- Building material classes A, B, C, D, E
- Concrete
- Concrete (weather shell)
- Building brick
- Solid sand-lime brick
- Hollow blocks made from lightweight concrete
- Vertically perforated brick
- Perforated sand-lime brick
- Lightweight aggregate concrete
- Aerated concrete

APPROVALS



ADVANTAGES

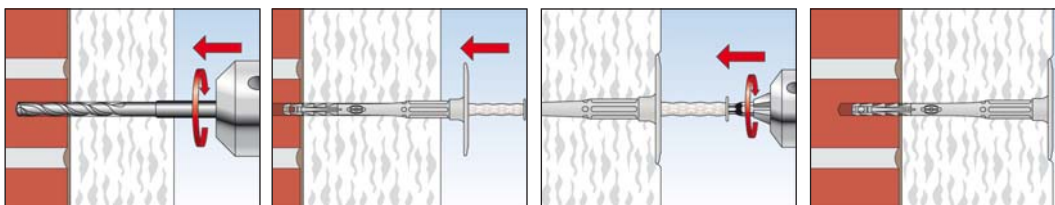
- Compound screw minimises the thermal bridge, thus there are no fixing marks on the façade.
- Less drill wear and drill time due to minimum installation depth of 35 mm in the substrate.
- With flush installation, the disc tapers to a very thin edge, thus providing for optimal retaining of the insulation panel and for application of thin render.
- For insulation material thicknesses up to 340 mm.
- Standard embedment depth for all building materials.

APPLICATIONS

- Attachment of ETICS insulating boards on concrete and masonry
- Flush installation in all conventional insulation materials

FUNCTIONING

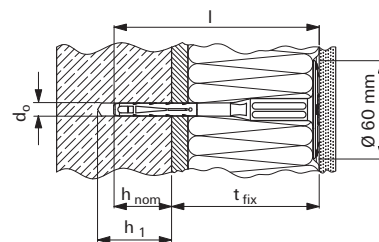
- The fixing is pushed through the insulation into the drilled hole and is screwed tight.
- For lengths from 250 mm, at least 180 mm long T25 bits are required. These are not included in the delivery assortment.



TECHNICAL DATA



Render fixing FIF-CS 8



Item	Art.-No.	Approval ETA	Drill hole diameter d_0 [mm]	Min. drill hole depth h_1 [mm]	Effect. anchorage depth h_{nom} [mm]	Anchor length l [mm]	Max. fixture thickness t_{fix} [mm]	Disc \varnothing [mm]	Sales unit [pcs]
FIF-CS 8/60	534157	■	8	45	35	108	70	60	100
FIF-CS 8/80	534158	■	8	45	35	128	90	60	100
FIF-CS 8/100	534159	■	8	45	35	148	110	60	100
FIF-CS 8/120	534160	■	8	45	35	168	130	60	100
FIF-CS 8/140	534161	■	8	45	35	188	150	60	100
FIF-CS 8/160	534162	■	8	45	35	208	170	60	100
FIF-CS 8/180	534163	■	8	45	35	228	190	60	100
FIF-CS 8/200	534164	■	8	45	35	248	210	60	100
FIF-CS 8/220	534165	■	8	45	35	268	230	60	100
FIF-CS 8/240	534166	■	8	45	35	288	250	60	100
FIF-CS 8/260	534167	■	8	45	35	308	270	60	100
FIF-CS 8/280	534168	■	8	45	35	328	290	60	100
FIF-CS 8/300	534169	■	8	45	35	348	310	60	100
FIF-CS 8/320	534170	■	8	45	35	368	330	60	100
FIF-CS 8/340	534171	■	8	45	35	388	350	60	100

LOADS

Render fixing FIF-CS 8 ³⁾

Highest permissible loads for a single anchor¹⁾⁴⁾ for fixing of external thermal insulation composite systems with rendering.

For the design the complete assessment ETA-15/0006 has to be considered.

Base material	Brick raw density ρ [kg/dm ³]	Minimum compressive brick strength f_b [N/mm ²]	Min. embedment depth h_{nom} [mm]	Min. member thickness h_{min} [mm]	Beton und Mauerwerk ⁵⁾		
					Permissible tensile load ³⁾ N_{perm} [kN]	Minimum spacing ²⁾ s_{min} [mm]	Minimum edge distance ²⁾ c_{min} [mm]
Concrete according to EN 206-1:2000							
FIF-CS 8	C12/15 - C50/60		35 ⁶⁾	100	0,40	100	100
Solid clay bricks Mz according to EN 771-1:2011							
FIF-CS 8	$\geq 1,8$	20	35 ⁶⁾	100	0,40	100	100
Vertically perforated clay bricks HLz according to EN 771-1:2011							
FIF-CS 8	$\geq 1,0$	12	25 ⁷⁾	100	0,20	100	100
Lightweight aggregate concrete LAC according to EN 1520:2011							
FIF-CS 8	$\geq 0,9$	6	35 ⁶⁾	100	0,20	100	100
Autoclaved aerated concrete blocks AAC according to EN 771-4:2011							
FIF-CS 8	$\geq 0,5$	4	35 ⁷⁾	100	0,10	100	100

¹⁾ The partial safety factors for material resistance as regulated in the assessment as well as a partial safety factor for load actions of $\gamma_L = 1,5$ are considered.

²⁾ Possible minimum spacing resp. edge distance according to assessment.

³⁾ Plastic anchor for fixing of external thermal insulation composite systems with rendering according to ETAG014. Only tensile wind loads are permitted.

⁴⁾ The given loads are valid for installation and use of fixations in dry base material for temperatures in the substrate up to +24 °C (resp. short term up to +40 °C).

⁵⁾ Restrictions concerning the manufacturer and the permissible hole patterns as well as the web thickness see assessment.

⁶⁾ Drill method hammer drilling.

⁷⁾ Hammer drilling.